



**Kochana mamo !
Wszystkiego najlepszego
z okazji Twojego święta !**



Dla Mamusi

Sposób wykonania:

- kartkę z dużym sercem złoż na połowę,
- wytnij kolorowe serduszka oraz prostokąt z życzeniami dla mamy,
- wklej życzenia do wnętrza kartki i ozdób ją kolorowymi serduszkami.

Gotowe!


























Dla Mamusi






Dla Mamusi

**Kochana mamo !
Wszystkiego najlepszego
z okazji Twojego święta !**



KOCHIAM CIEŃ MAMO!






1. Wydrukuj elementy na grubszym papierze lub podklej wydruk kartonem;
2. wytnij elementy;
3. za pomocą pinezki przymocuj skrzydełka do biodronki, a następnie całość połącz z liście;
4. zabezpiecz ostrą część pinezki kawałkiem gumki do mazania lub korkiem.

Gotowe:)

WSZYSTKIEGO
NAJLEPSZEGO



MAMUSIU!